

# Key stage 1

## English reading

### Paper 1: reading prompt and answer booklet

First name	
Middle name	
Last name	

<b>Total marks</b>	
--------------------	--

**[BLANK PAGE]**

Please do not write on this page.

# Contents

My Big Brother JJ	Pages 5–10
What Is A Cowboy?	Pages 13–21

**[BLANK PAGE]**

Please do not write on this page.

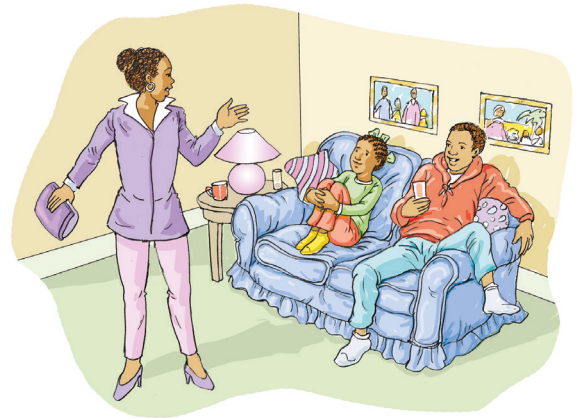
# My Big Brother JJ

I was happy. My brother JJ was happy.

It was nearly half term.

Then Mum rushed into the room.

“JJ! Jasmine! I need to talk to you about next week. I know it is holiday time, but I have to go to work,” she said.



“I need to know that you can be a good girl for JJ. He will be in charge.”

## Practice questions

**a** Why was JJ looking after Jasmine?

Tick **one**.

Mum was going to work.

Mum was going on holiday.

Jasmine was ill.

Jasmine was going on holiday.

**b** Who is telling the story?

\_\_\_\_\_

On Monday, we had a very good day. We went to the fair in the park. I won a huge, pink teddy.

On Wednesday, we went to the circus in a big tent. It was so lovely! We saw acrobats swinging high above our heads.

On Friday, JJ said, "Let's do something for Mum. She has been working all week."

"Can we do a picture in the garden?" I asked.



1 Draw **three** lines to show what Jasmine and JJ did on each day.

Monday

• did something for Mum

Wednesday

• went to the fair

Friday

• went to the circus



1 mark

2 What did Jasmine and JJ see at the circus?

\_\_\_\_\_



1 mark

“Let’s find the paints,” said JJ.

“Can we paint the shed wall?” I asked.

“Yes,” said JJ. “It is a really boring colour!”

JJ fetched the steps. He said, “These steps are a bit wobbly. I will paint the top bit.”

He climbed up and painted a basketball net and a red ball going into it. I painted some beautiful flowers and some grass.



**3** Why did JJ agree to paint the shed wall?

---



1 mark

**4** Why did JJ paint the top of the shed?

Tick **one**.

Jasmine didn’t like painting.

The steps were dangerous.

He knew what to paint.

Mum would like what he painted.



1 mark

When we finished, our painting was really bright and colourful. Then JJ said, "Hold these brushes very carefully. I will get something to clean them."

I wanted to see the top of our picture so I climbed the steps. They wobbled!

I dropped the brushes!



5 Why did Jasmine climb the steps?

\_\_\_\_\_



1 mark

6 Why did Jasmine drop the brushes?

Tick **one**.

The steps moved.

JJ told her to.

The brushes were dirty.

Mum was angry.



1 mark



Red, white, green and yellow droplets flicked all over the sky at the top of our lovely painting! Great splashes of paint landed on my clothes.

“Mum will be furious!” I wailed.

We rubbed and scrubbed as much as we could. We did not hear Mum come home.

Then we saw her. I wanted to hide from her really cross face.



**7** What happened when Jasmine dropped the brushes?

\_\_\_\_\_



1 mark

**8** Find and copy two words that tell you how JJ and Jasmine tried to clean off the paint.

1. \_\_\_\_\_

2. \_\_\_\_\_



1 mark

“Jasmine! You have got paint all over your hair,” she shouted.

But then she saw the painting. Her face changed.

“Whatever made you think of doing that?” she said. “It is FANTASTIC and I love the sparkling fireworks at the top!”

JJ grinned. “It was Jasmine’s idea to add some extra colour,” he said. We all laughed.



**9** When Mum came home, where did she first see the paint?

\_\_\_\_\_



1 mark

**10** How did Mum feel when she first saw Jasmine?

\_\_\_\_\_



1 mark

**11** What did Mum describe as *sparkling fireworks*?

Tick **one**.

the sky that JJ painted

the basketball net and red ball

the flowers that Jasmine painted

the splashes of paint



1 mark

**Please turn over to the next page.**

Please do not write on this page.

**Please do not start answering the questions on  
the next text until you are told to do so.**

Please do not write on this page.

# What Is A Cowboy?

A long time ago, there were lots of cowboys in North America. Some were young and some were old; most were men and very few were women. They rode horses and looked after cows.



A cowboy with his horse

## Practice questions

**c** Most cowboys were...

Tick **one**.

men.

girls.

women.

boys.

**d** What animals did cowboys look after?

\_\_\_\_\_

# An American cowboy

Stetson: wide brim to keep sun and rain off face

Bandana: can be pulled over face in dust storms

Checked shirt

Lasso: to catch cows

Big buckle

Belt

Boots

12

Which **two** pieces of clothing did cowboys use to protect their faces from the weather?

1. \_\_\_\_\_

2. \_\_\_\_\_



1 mark

13

Write **one** item that cowboys used for working with animals.

\_\_\_\_\_



1 mark

# A cowboy's job

Two hundred years ago in North America, a huge area of grass covered most of the land. Because people wanted to eat meat, they kept cows on this land.

Cowboys were needed to move the cattle from one place to another. This could take months, so the cowboys lived and worked together and became friends.



**A group of cowboys**



14

What covered most of the land in North America two hundred years ago?

---



1 mark

15

What job did the cowboys do?

---



1 mark

16

Why did cowboys become friends with each other?

---

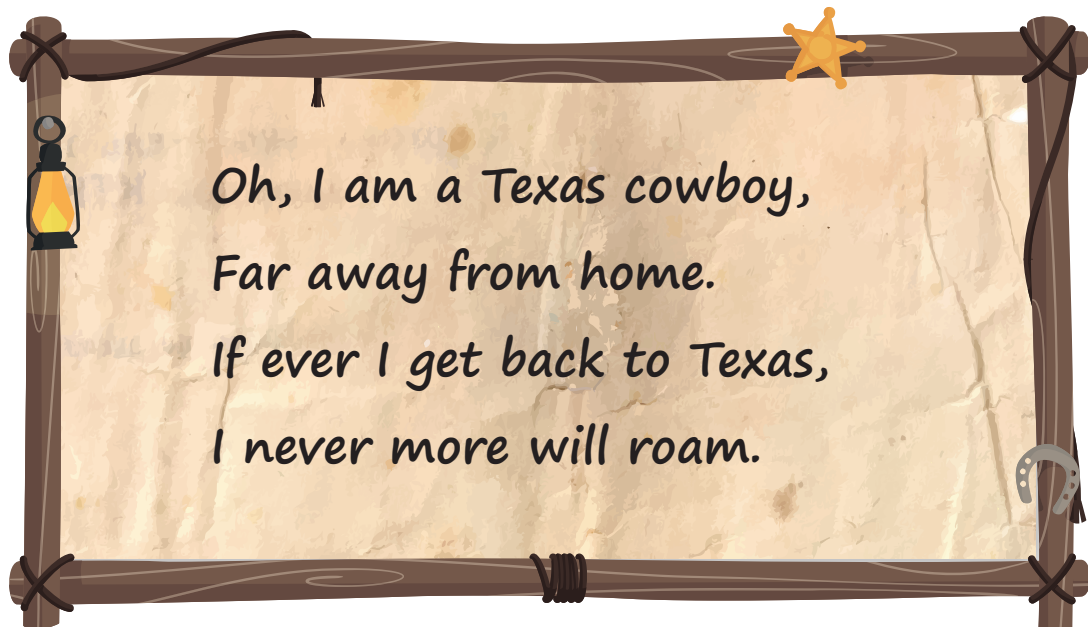
---



1 mark

# Cowboys and their horses

Cowboys also became close to their horses. They could not do their job without horses and so a special bond grew between a cowboy and his horse. Horses had to carry bags, bedding, water bottles and a cowboy. Cowboys travelled so far with their horses that this became a song they often sang:



*Oh, I am a Texas cowboy,  
Far away from home.  
If ever I get back to Texas,  
I never more will roam.*

**Texas is a place in North America where many cowboys were from.**

**17** Why did horses have to be strong?

---

---



1 mark

**18** Where is the cowboy in the song from?

---




1 mark

# Cowboys in films

Cowboys came in many different shapes and sizes, but all cowboys had to be able to ride horses. Cowboy films often show cowboys who are handsome, clean and young, having lots of adventures.

In real life, cowboys were often quite old. They were covered in dust and had little time to wash or shave. Usually their horses were more handsome than they were!



**There are many films about cowboys.**

19 What skill did all cowboys need?

---



1 mark

20 Real cowboys are different from cowboys in films.

Put **three** more ticks in the table to show what cowboys are like.

One has been done for you.

	real cowboys	cowboys in films
have adventures		✓
are clean		
are dirty		
are old		



1 mark

**End of test**

**[BLANK PAGE]**

Please do not write on this page.

**[BLANK PAGE]**

Please do not write on this page.



2019 key stage 1 English reading

Paper 1: reading prompt and answer booklet

Print version product code: STA/19/8200/p ISBN: 978-1-78957-000-7

Electronic PDF version product code: STA/19/8200/e ISBN: 978-1-78957-015-1

### For more copies

Additional printed copies of this booklet are not available. It can be downloaded from

<https://ncatools.education.gov.uk> during May 2019, or afterwards from

<https://www.gov.uk/government/collections/national-curriculum-assessments-practice-materials>.

© Crown copyright 2019

### Re-use of Crown copyright in test materials

Subject to the exceptions listed below, the test materials on this website are Crown copyright and you may re-use them (not including logos) free of charge in any format or medium in accordance with the terms of the Open Government Licence v3.0 which can be found on the National Archives website and accessed via the following link: [www.nationalarchives.gov.uk/doc/open-government-licence](http://www.nationalarchives.gov.uk/doc/open-government-licence). When you use this information under the Open Government Licence v3.0, you should include the following attribution: 'Contains material developed by the Standards and Testing Agency for 2019 national curriculum assessments and licensed under Open Government Licence v3.0' and where possible provide a link to the licence.



### Exceptions – third-party copyright content in test materials

You must obtain permission from the relevant copyright owners, as listed in the '2019 key stage 1 tests copyright report', for re-use of any third-party copyright content which we have identified in the test materials, as listed below. Alternatively, you should remove the unlicensed third-party copyright content and/or replace it with appropriately licensed material.

### Third-party content

**My Big Brother JJ:** Taken from *My Big Brother JJ*, Tamarind Books, 2009. Author: Odette Elliott

**What Is A Cowboy?:** Adapted from *Imagine You're a Cowboy, Zero to Ten*, 2005. Author: Meg Clibbon

These texts have been incorporated into this test paper solely for the purposes of the examination in accordance with Section 32 of the Copyright, Designs and Patents Act 1988, as amended by the Copyright and Rights in Performances (Research, Education, Libraries and Archives) Regulations 2014. No copyright or clearance for any other use has been obtained or sought.

The texts used in national curriculum assessments are carefully selected to ensure that they are suitable for pupils. Please note, however, that they are often taken from wider materials and you should review the content from the source material before using it with your pupils.

If you have any queries regarding these test materials, contact the national curriculum assessments helpline on 0300 303 3013 or email [assessments@education.gov.uk](mailto:assessments@education.gov.uk).